

# Raven Hill Discovery Center

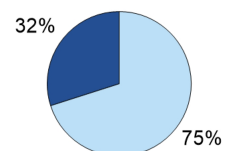
## Annual Report

### Financial Activity

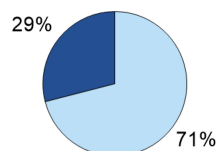
	FY 2014	FY 2015	% chg
<b>Unrestricted Activity</b>			
<b>Unrestricted Revenue</b>			
Earned			
Program	\$61,099	\$66,586	9%
Non-program	1,294	1,556	20%
<b>Total Earned</b>	<b>62,393</b>	<b>68,142</b>	<b>9%</b>
Investments & transfers			
Realized gains/losses	0	0	n/a
Unrealized gains/losses	0	0	n/a
Interest & dividends	0	0	n/a
Transfers and reclassifications	(14,000)	0	n/a
<b>Total investments &amp; transfers</b>	<b>(14,000)</b>	<b>0</b>	<b>n/a</b>
Contributed	148,486	169,599	14%
<b>Total Unrestricted Revenue</b>	<b>\$196,879</b>	<b>\$237,741</b>	<b>21%</b>
<b>Expenses</b>			
Program	\$143,275	\$133,608	-7%
Fundraising	8,777	9,830	12%
General & administrative	10,232	10,960	7%
<b>Total Expenses</b>	<b>\$162,284</b>	<b>\$154,398</b>	<b>-5%</b>
<b>Net Unrestricted Activity</b>	<b>\$34,595</b>	<b>\$83,343</b>	
<b>Net Temporarily Restricted Activity</b>	<b>\$45,800</b>	<b>(\$32,606)</b>	
<b>Net Permanently Restricted Activity</b>	<b>\$0</b>	<b>\$0</b>	
<b>Net Total Activity</b>	<b>\$80,395</b>	<b>\$50,737</b>	

### Unrestricted Revenue

FY 2014



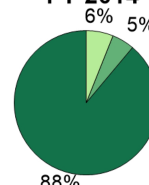
FY 2015



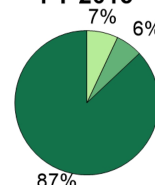
■ Earned ■ Inv. & Trans. ■ Contributed

### Expense

FY 2014



FY 2015



■ Program ■ Fundraising ■ G & A

# Raven Hill Discovery Center

## Annual Report

<b>Attendance</b>	<b>FY 2014</b>	<b>FY 2015</b>	<b>% chg</b>
Total paid attendance	4,569	3,452	-24%
Physical	4,569	3,452	-24%
Virtual	0	0	n/a
Total free attendance	2,253	1,767	-22%
Physical	2,253	1,767	-22%
Virtual	0	0	n/a
<b>Total attendance</b>	<b>6,822</b>	<b>5,219</b>	<b>-23%</b>
Physical	6,822	5,219	-23%
Virtual	0	0	n/a
Children 18 and under attendance	1,033	2,891	180%
Physical	1,033	2,891	180%
Virtual	0	0	n/a
Number of groups of children 18 and under	75	72	-4%
Physical	75	72	-4%
Virtual	0	0	n/a
Number of other groups	5	5	0%
Physical	5	5	0%
Virtual	0	0	n/a
Classes and workshops attendance	522	328	-37%
Physical	522	328	-37%
Virtual	0	0	n/a

<b>Program Activity</b>	<b>FY 2014</b>	<b>FY 2015</b>	<b>% chg</b>
Permanent exhibitions	16	16	0%
Temporary exhibitions	0	2	n/a
Classes & workshops for the public/constituents	35	77	120%
Publications	0	1	n/a
Number of publications distributed	0	12	n/a
Exhibition openings	0	2	n/a
Works commissioned	1	0	n/a
Off-site school programs	81	75	-7%
Number of off-site school program occurrences	81	75	-7%